

# 21st Century Community Learning Center Opportunity Program Year End Review 2010-2011



## Vision

*Ohio's vision is that all children, regardless of ethnicity, income, disability, or where they live will achieve academic success.*

## Goals & Objectives

Targeting students in high-poverty and low performance environments, 21st Century Community Learning Centers provide out of school time programs that:

Increase academic performance and homework completion in reading and math by offering homework assistance and tutoring.

Provide a safe, before and after school environment for the children.

Provide hands on learning activities offered by a nurturing staff.

Offer enrichment opportunities for the children to be exposed to activities they might not otherwise be able to afford, such as arts, music, technology, recreation, nutrition, and health.

Offer educational opportunities and events for the families of the children.

Offer community service opportunities.

*Funding for the 21st CCLC before/after school program is provided through a federal grant given to the Ohio Department of Education, awarded to the Tri-County Educational Service Center.*

515 Oldman Road, Wooster, Ohio 44691 · 330-345-4000 phone · 330-345-3501 fax  
Program ran September 27, 2010 - May 27, 2011 Hours of Operation: Monday –Thursday 2:00-5:00 p.m.



## Table of Contents

Activities	2
Parent Survey Results	3
Student Survey Results	4
Attendance	5
Various Demographics	5
O-QAR Data	6

## Local Site Summary

### 21st CCLC Student Ohio Graduation Test (OGT) Results:

**100%** improved their Math scores

Students: 8 Improved: 8

**100%** improved their Reading scores

Students: 8 Improved: 8



# Activities



1. Homework Assistance

2. Tutoring

3. Activities:

Wood Tech

Cooking

Art

Music

4. Family Nights

Family Movie Night

Christmas Party

Family Bingo





## Parent Surveys

**Total 11**

After Attending the before or afterschool program, my child improved their...	Yes	%
1. motivation to learn	10	90.9
2. behavior in getting along with other students	10	90.9
3. completion of homework	6	54.5
4. academic achievement	9	81.8
5. math skills	10	90.9
6. reading skills	9	81.8
7. willingness to talk to me/us about school	7	63.6
8. interest and participation in activities offered	11	100
During the before and/or after school program my child...		
1. felt safe in the program	11	100
2. received assistance with homework	10	90.9
3. was offered tutoring	10	90.9
4. participated in enrichment activities	11	100
5. received a healthy snack	11	100
6. was involved in activities and received information that promoted nutrition	9	81.8
7. participated in physical activities (recreational, fitness, sports, games, etc.)	11	100
8. participated in community service project opportunities	9	81.8
The before and/or after school program staff...		
1. provided family activities/events	10	90.9
2. treated my child in a caring, supportive way	10	90.9
3. encouraged completion of activities and tasks	10	90.9
4. provided a program my child enjoyed	10	90.9
5. offered age appropriate activities	10	90.9
6. had the program well organized	10	90.9
7. provided assistance and encouragement	10	90.9
8. had reasonable expectations	10	90.9
9. showed interest in and respect to me and my child	10	90.9
10. offered a nurturing and encouraging environment	10	90.9
11. helped my child improve in school	10	90.9
12. encouraged positive relationships among children	9	81.8
13. informed me about how my child was doing in the program	10	90.9
14. communicated to me about what was going on in the program	10	90.9
Family activities/events		
Did you attend any of the family events?	9	81.8
Did you learn something new at the events?	8	72.7
Did you try this idea or activity again later?	4	36.4

*What did you like about the before and/or after school program?*

"Good People for my kid to be around."

"The activities he had to choose from."

"Encouragement for her."

*What would you change about the before and/or after school program?*

"Nothing."

## Student Surveys

**Total 14**

After attending the before/after school program...	Yes	%
I am more motivated to learn	13	92.9
I get along better with other students	13	92.9
I get my homework done	13	92.9
My grades improved	13	92.9
I am better at math than when I started	13	92.9
I am better at reading than when I started	12	85.7
My Parents and I talk more about my school work	12	85.7
The activities in the program were interesting to me	13	92.9

The thing I liked best about the program:

"Healthy snacks & physical activity."

"The help."

*"It's something to keep me out of trouble."*

"The prizes."

"I learn, my family comes along, gives me something to do and keeps me out of trouble."

"It is fun"

Something I would like to do in the future while in the program:

"More outdoor activities."

*"That people like our friends could come with us."*

"Start later"

"Better food!"

"Nothing"

During the before/after school program...	Yes	%
I felt safe	14	100
I received homework help	14	100
I was offered tutoring	14	100
I participated in enrichment activities (art, music, cultural activities, technology, science, recreation, etc.)	14	100
I was given healthy snacks	14	100
I was taught about good nutrition	13	92.9

During the before/after school program...	Yes	%
I participated in physical activities. (recreational, fitness, sports, games, etc.)	14	100
I participated in community service projects	9	64.3
My family was invited to activities and events	13	92.9
The staff cared about me and treated me well	14	100
The staff encouraged me to do well in school	14	100
I enjoyed going to the before/after school program	14	100

What I wish was different:

"Play more basketball."

"Go to a museum."

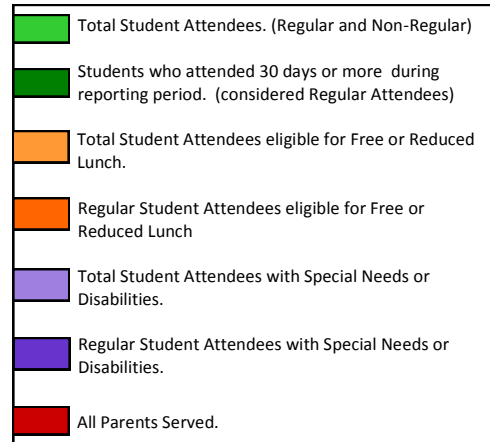
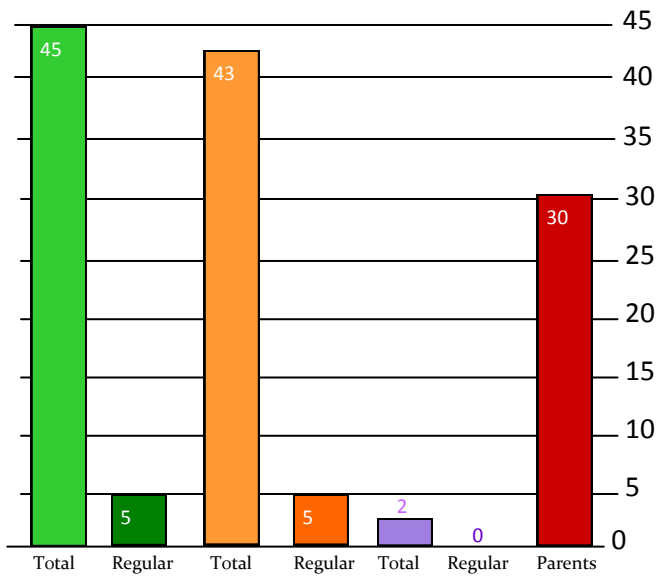
"Go diving in Lake Erie."

*"Rock Climbing."*

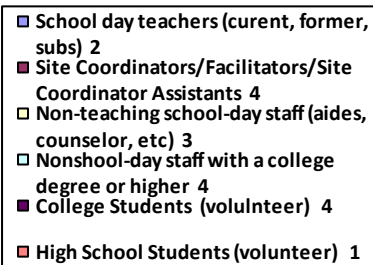

"Four Wheeling."

"Go muddin"

## Attendance



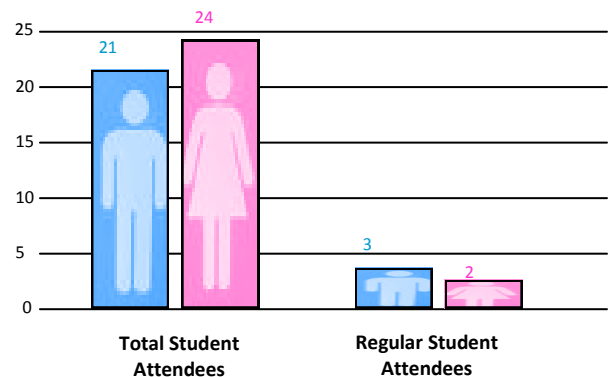
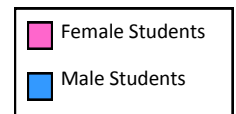
## Staffing



## Grade Level

	Ninth	Tenth	Eleventh	Twelfth
Total Student Attendees	13	13	9	10
Regular Student Attendees	1	2	2	0

## Gender



## Race

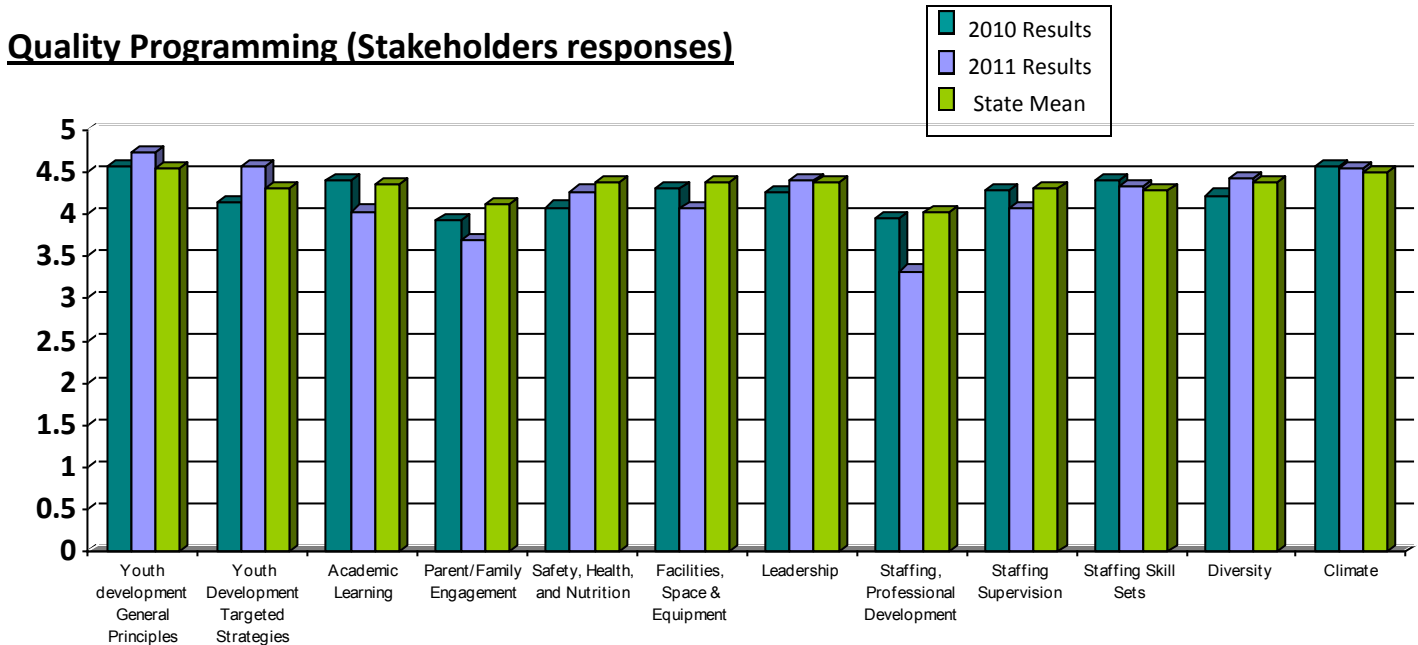
Please Indicate the total number of:	Total Students Served	Regular Students Served
African American	5	1
Hispanic	1	0
Multi	2	0
White	37	4
Total	45	5

# Ohio Quality Assessment Rubric Site Report

## Executive Summary

This evaluation report produced by The Ohio State University Community and Youth Collaborative Institute and the Ohio Department of Education provides the results from the Ohio Quality Assessment Rubric (O-QAR) data collected at your 21st Century Community Learning Center (CCLC). Each 21st CCLC was given the responsibility of collecting responses from staff, key stakeholders, and community partners engaged with the 21st CCLC. This report synthesizes these responses and measures progress toward quality programming and perceptions of outcomes that could be used to guide future program improvement efforts. Please note the tables below had a response scale based on a five point scale, with 1 – strongly disagree to 5 – strongly agree.

The table below shows Stakeholder responses regarding the 21st CCLC site in areas of Quality Programming. The table also shows a comparison with the state mean.



The table below shows the Site Leaders and Management responses regarding the 21st CCLC site in areas of Quality Programming. The table also shows a comparison with the state mean.

### **Quality Programming (Site Leadership and Management)**

